



## Bibliometric analysis of global scientific research on Coronavirus (COVID-19)

Hojat Dehghanbanadaki<sup>1</sup>, Farhad Seif<sup>2</sup>, Yasmin Vahidi<sup>3</sup>, Farideh Razi<sup>4</sup>, Ehsan Hashemi<sup>5</sup>, Majid Khoshmirsafa<sup>6</sup>, Hossein Aazami<sup>\*7,8</sup>

Received: 15 Apr 2020

Published: 23 May 2020

### Abstract

**Background:** Since the outbreak of the novel coronavirus disease from Wuhan, China, in early December 2019, many scientists focused on this infection to find a way to deal with it. Due to the dramatic scientific growth in this field, we conducted a scientometric study to gain a better understanding of the scientific literature on COVID-19.

**Methods:** We extracted all COVID-19 documents indexed in the Scopus from December 1, 2019, to April 1, 2020, without any language limitation and determined their bibliometric characteristics, including document type, open accessibility status, citation counting, H-index, top cited documents, the most productive countries, institutions and journals, international collaboration, the most frequent terms and keywords, journal bibliographic coupling and cocitations.

**Results:** A total of 923 documents on COVID-19 were retrieved, of which 418 were original articles. All documents had received 2551 citations with an average citation of 2.76 per document and an h-index of 23. China ranked first with 348 documents, followed by the United States (n = 160). The Lancet and BMJ Clinical Research Ed published the most documents (each with 74 documents) and 2 institutions (University of Hong Kong and Huazhong University of Science and Technology) ranked first in this regard. In addition, the present study analyzed the top 25 highly-cited documents (those that had received 70% of all citations).

**Conclusion:** This study highlighted the focused subjects on various aspects of COVID-19 literature such as pathogenesis, epidemiology, transmission, diagnosis, treatment, prevention, and its complications.

**Keywords:** Novel Coronavirus, COVID-19, SARS-CoV-2, Scientometrics, Bibliometrics

**Conflicts of Interest:** None declared

**Funding:** None

**\*This work has been published under CC BY-NC-SA 1.0 license.**

Copyright© Iran University of Medical Sciences

**Cite this article as:** Dehghanbanadaki H, Seif F, Vahidi Y, Razi F, Hashemi E, Khoshmirsafa M, Aazami H. Bibliometric analysis of global scientific research on Coronavirus (COVID-19). *Med J Islam Repub Iran*. 2020 (23 May);34:51. <https://doi.org/10.47176/mjiri.34.51>

### Introduction

In early December 2019, an outbreak of viral infection associated with pneumonia was initiated in Wuhan, Hubei Province, China (1, 2). Severe acute respiratory syn-

drome-Coronavirus 2 (SARS-CoV2) was identified as the cause of COVID-19, which was characterized by asymptomatic to severe infections in respiratory and gastrointes-

**Corresponding author:** Hossein Aazami, [aazami.h@tak.iums.ac.ir](mailto:aazami.h@tak.iums.ac.ir)

1. Metabolic Disorders Research Center, Endocrinology and Metabolism Molecular-Cellular Sciences Institute, Tehran University of Medical Sciences, Tehran, Iran
2. Department of Immunology and Allergy, Academic Center for Education, Culture, and Research, Tehran, Iran
3. Department of Immunology, School of Medicine, Shiraz University of Medical Sciences, Shiraz, Iran
4. Endocrinology and Metabolism Research Center, Endocrinology and Metabolism Clinical Sciences Institute, Tehran University of Medical Sciences, Tehran, Iran
5. National Research Center for Transgenic Mouse, National Institute of Genetic Engineering and Biotechnology, Tehran, Iran
6. Department of Immunology, School of Medicine, Iran University of Medical Sciences, Tehran, Iran
7. Diabetes Research Center, Endocrinology and Metabolism Clinical Sciences Institute, Tehran University of Medical Sciences, Tehran, Iran
8. Scientometrics Department, Faridea Company, Tehran, Iran

#### ↑What is “already known” in this topic:

In early December 2019, the novel coronavirus (COVID-19) causing a cluster of pneumonia of unknown etiology originated from Wuhan, China, and spread rapidly throughout the world. The WHO (World Health Organization) changed the status of COVID-19 outbreak from epidemic into pandemic on March 11, 2020.

#### →What this article adds:

Since the emergence of COVID-19, the number of publications on this topic has dramatically grown. About 84% of COVID-19 documents are open-access. The focus of COVID-19 literature in terms of countries, journals, institutions, terms, and keywords which all were discussed in detail sets out the research hotspots and important topics in this field.

tinal systems, kidneys, and heart (3). Since the outbreak of COVID-19 worldwide, the number of cases has risen dramatically. Due to the rapid spread of COVID-19, the WHO has announced it as an urgent public health concern (4). Thus, the present study aimed to conduct a bibliometric analysis on COVID-19 articles worldwide from December 1, 2019 to April 1, 2020 to achieve the following goals: (a) to analyze the highly-cited articles in this field, (b) to present top countries, institutions, and journals, (c) to map the co-occurrences and keywords related to COVID-19, (d) to map co-contributions' network among countries, and (e) to map the bibliographic coupling and cocitation of journals for guiding other researchers about the direction of future COVID-19 articles.

## Methods

### Data retrieval

In this bibliometric study, we extracted all COVID-19 disease documents indexed in the Scopus from December 1, 2019, to April 1, 2020, without considering any language limitation. We searched the following queries in the Scopus database: (sars2) OR (sars-2) OR ("SARS 2") OR ("novel corona virus pneumonia") OR ("new human coronavirus") OR ("2019 novel coronavirus") OR ("2019 novel coronavirus infection") OR ("novel coronavirus") OR ("new coronavirus") OR ("severe acute respiratory syndrome coronavirus 2") OR ("sudden acute respiratory syndrome coronavirus 2") OR ("China coronavirus") OR ("Wuhan coronavirus") OR ("Wuhan seafood market pneumonia virus") OR (covid-19) OR ("COVID19 virus") OR ("Coronavirus disease 2019") OR TITLE-ABS ("coronavirus disease-19") OR ("Coronavirus disease 2019 virus") OR ("SARS-CoV-2") OR ("2019-nCoV") OR ("2019-nCoV disease") OR ("2019-nCoV infection"). Through this search strategy, 923 documents related to COVID19 were retrieved and different bibliometric aspects of all of these documents were investigated, which included document type, open accessibility of documents, citation counting, average citations per document, H-index, top cited documents, document distribution around

the world, the most productive countries, institutions and journals, collaboration between countries, the most frequent terms in the titles and abstracts, the most applying keywords, bibliographic coupling, and cocitations of journals.

### Data analysis

Following the completion of data extraction, we exported all data into Microsoft Excel for statistical analysis and ranking various bibliometric indices, including top cited documents, top countries, institutions, and journals. We used GunnMap 2 (<http://lert.co.nz/map/>) to illustrate the worldwide distribution of documents and VOSviewer software (version 1.6.13) (5) to visualize the connection between terms, keywords, countries, and the rainbow density map of bibliographic coupling and journal cocitation. The bibliographic coupling of journals in the literature of COVID-19 reveals how many COVID-19 articles of 2 journals had been bibliography coupled. In other words, when 2 articles cite the same document in their bibliographies, they are bibliographically coupled; thus, the journal cocitation analysis indicates the number of COVID-19 articles cocited in 2 given journals (6).

## Results

Through searching in the Scopus database, we extracted 923 documents written about COVID-19 from its emergence to April 1, 2020. Almost half ( $n = 418$ ) of the retrieved documents were original articles and the remaining were 151 letters, 134 notes, 116 editorials, 75 reviews, 14 errata, 14 short surveys, and 1 data paper. Among all documents, 775 (83.96%) were open access.

The total citations to all documents were 2551 times with average citations per document of 2.76 and h-index of 23. The total number of citations of original articles and reviews ( $n = 493$ ) was 1895, with an average citation of 3.84 per document and h-index of 19.

The global distribution of COVID-19 documents is depicted in Figure 1. In addition, Table 1 lists the first top 10 countries in the number of COVID-19 documents as well

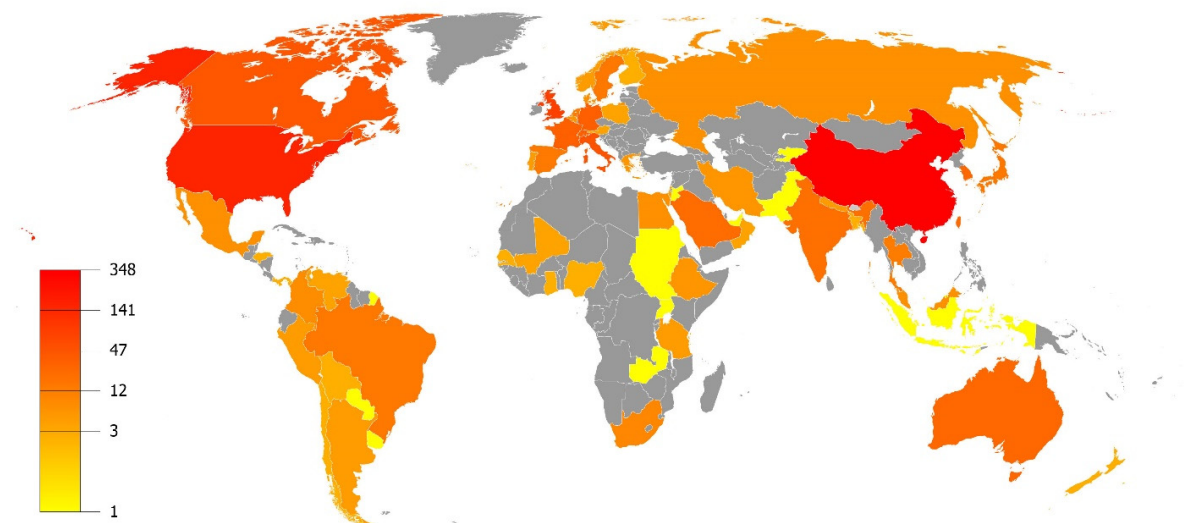


Fig. 1. The global distribution of COVID-19 scientific documents indexed in Scopus for country. The color of each country represents the number of its publications on COVID-19

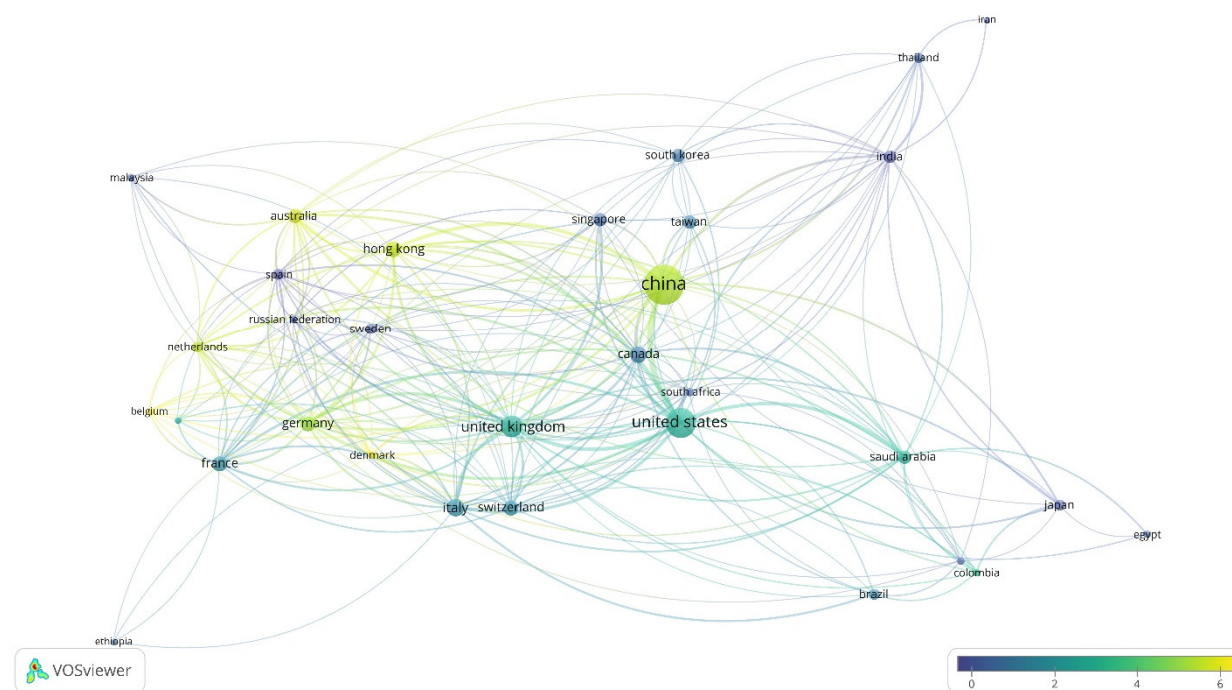
**Table 1.** Top 10 countries in the number of COVID-19 documents and the number of COVID-19 confirmed cases up to April 1, 2020

Rank	Country	Number of publications	Rank	Country	Confirmed cases	Deaths
1	China	348	1	United States	163199	2850
2	United States	160	2	Italy	105792	12430
3	United Kingdom	80	3	Spain	94417	8189
4	Italy	47	4	China	82638	3321
5	Canada	44	5	Germany	67366	732
6	Hong Kong	35	6	France	51477	3514
7	Germany	34	7	Iran	47593	3036
8	France	33	8	United Kingdom	25154	1789
9	Switzerland	31	9	Switzerland	16108	373
10	Australia	26	10	Turkey	13531	214
10	South Korea	26				

as the number of their COVID-19 confirmed cases. China accounted for the most productive country with 348 scientific documents around the world and the number of its published documents was more than twice that of the second-ranked country, the United States, with 160 documents. The other top countries with the most documents were the United Kingdom ( $n = 80$ ), Italy ( $n = 47$ ), Canada ( $n = 44$ ), Hong Kong ( $n = 35$ ), Germany ( $n = 34$ ), France ( $n = 33$ ), Switzerland ( $n = 31$ ), Australia ( $n = 26$ ), and South Korea ( $n = 26$ ). On the other hand, top 10 countries based on the number of their COVID-19 confirmed cases were the United States ( $n = 163\,199$  cases), Italy ( $n = 105\,792$ ), Spain ( $n = 94\,417$ ), China ( $n = 82\,638$ ), Germany ( $n = 67\,366$ ), France ( $n = 51\,477$ ), Iran ( $n = 47\,593$ ), the United Kingdom ( $n = 25\,154$ ), Switzerland ( $n = 16\,108$ ), and Turkey ( $n = 13\,531$ ).

In addition, to illustrate the international collaboration

between all 125 countries that published COVID-19 documents, we considered the countries with at least 5 documents ( $n = 32$ ). We demonstrated the international collaboration network between these 32 countries in Figure 2. The network mapping indicated a total of 241 international collaborations with the strongest collaboration between China and the United States. Furthermore, each country in this network is illustrated with different colors, representing the number of average citations per document that has been received by them. The highest average citations per document regardless of the number of publications and collaborations belonged to Denmark ( $n = 8$ ), Belgium ( $n = 7.2$ ), Australia ( $n = 5.48$ ), Hong Kong ( $n = 5.41$ ), Netherlands ( $n = 5.38$ ), China ( $n = 5.15$ ), and Germany ( $n = 4.91$ ). Although the United States ranked second in the number of documents, it received an average of 2.78 citations per document.



**Fig. 2.** The international collaboration network between the 32 countries with at least 5 COVID-19 documents is indicated. Through this network mapping, we realized there were a total of 241 collaborations with the strongest collaboration link between China and the United States. The color of each country represents the number of average citations per document that has been received by them and the size of each node represents the number of publications that has been published by that country.

The first top 10 institutions affiliated with the retrieved documents are depicted in Table 2 that shows authors from The University of Hong Kong and Huazhong University of Science and Technology published most documents on this new emerging virus.

We also ranked the journals by which these documents have been published and we realized that most of these

documents were published in highly prestigious journals (Table 3), including the Lancet (n = 74 documents), BMJ Clinical Research Ed (n = 74 documents), and Journal of Medical Virology (n = 47 documents).

The citation counting of all documents on COVID-19 discovered that many researchers were interested in 25 documents listed in Table 4.

Table 2. The first top 10 institutions involved with COVID-19 documents

Rank	Affiliation	Number of publication
1	The University of Hong Kong	30
1	Huazhong University of Science and Technology	30
2	Tongji Medical College	28
3	Chinese Academy of Sciences	25
4	Wuhan University	23
5	Capital Medical University	22
5	School of Medicine	22
6	London School of Hygiene & Tropical Medicine	20
7	Fudan University	19
8	Chinese University of Hong Kong	17
8	The University of Hong Kong Li Ka Shing Faculty of Medicine	17
8	Chinese Academy of Medical Sciences & Peking Union Medical College	17
9	Zhejiang University School of Medicine	16
9	Zhongnan Hospital of Wuhan University	16
10	Zhejiang University	15
10	University of Toronto	15

Table 3. The first top 10 journals that published COVID-19 documents

Rank	Journal	Number of Publications
1	BMJ Clinical Research Ed	74
1	The Lancet	74
2	Journal of Medical Virology	47
3	Euro Surveillance Bulletin European Sur Les Maladies Transmissibles European Communicable Disease Bulletin	26
4	JAMA Journal of The American Medical Association	21
5	Lancet Infectious Diseases	20
6	Travel Medicine And Infectious Disease	15
7	BMJ	14
7	Emerging Microbes And Infections	14
7	Intensive Care Medicine	14
8	Journal of Korean Medical Science	13
8	Zhongguo Dang Dai Er Ke Za Zhi Chinese Journal of Contemporary Pediatrics	13
9	Journal of Infection	12
9	New England Journal of Medicine	12
10	Nature	11

Table 4. Top COVID-19 documents that received the most citations

Rank	Author	Title	Source title	Citations	Article type	CiteScore
1	Huang C	Clinical features of patients infected with 2019 novel coronavirus in Wuhan, China	The Lancet	250	Article	10.28
2	Zhu N	A novel coronavirus from patients with pneumonia in China, 2019	New England Journal of Medicine	180	Article	16.10
3	Li Q	Early Transmission Dynamics in Wuhan, China, of Novel Coronavirus-Infected Pneumonia	The New England journal of medicine	154	Article	16.10
4	Chen N	Epidemiological and clinical characteristics of 99 cases of 2019 novel coronavirus pneumonia in Wuhan, China: a descriptive study	The Lancet	135	Article	10.28
4	Chan J.F	A familial cluster of pneumonia associated with the 2019 novel coronavirus indicating person-to-person transmission: a study of a family cluster	The Lancet	135	Article	10.28
5	Wang D	Clinical Characteristics of 138 Hospitalized Patients with 2019 Novel Coronavirus-Infected Pneumonia in Wuhan, China	JAMA - Journal of the American Medical Association	111	Article	6.98
6	Zhou P	A pneumonia outbreak associated with a new coronavirus of probable bat origin	Nature	105	Article	15.21

Table 4. Ctd

Rank	Author	Title	Source title	Citations	Article type	CiteScore
7	Lu R	Genomic characterization and epidemiology of 2019 novel coronavirus: implications for virus origins and receptor binding	The Lancet	97	Article	10.28
8	Holshue M.L	First case of 2019 novel coronavirus in the United States	New England Journal of Medicine	66	Article	16.10
9	Rothe C	Transmission of 2019-NCoV infection from an asymptomatic contact in Germany	New England Journal of Medicine	62	Letter	16.10
10	Wang C	A novel coronavirus outbreak of global health concern	The Lancet	55	Note	10.28
11	Wu J.T	Nowcasting and forecasting the potential domestic and international spread of the 2019-nCoV outbreak originating in Wuhan, China: a modeling study	The Lancet	51	Article	10.28
12	Hui D.S	The continuing 2019-nCoV epidemic threat of novel coronaviruses to global health — The latest 2019 novel coronavirus outbreak in Wuhan, China	International Journal of Infectious Diseases	46	Editorial	2.89
13	Wu F	A new coronavirus associated with human respiratory disease in China	Nature	36	Article	15.21
14	Ji W	Cross-species transmission of the newly identified coronavirus 2019-nCoV	Journal of Medical Virology	31	Article	1.94
15	Wan Y	Receptor Recognition by the Novel Coronavirus from Wuhan: an Analysis Based on Decade-Long Structural Studies of SARS Coronavirus	Journal of virology	30	Article	4.02
15	Wu Z	Characteristics of and Important Lessons from the Coronavirus Disease 2019 (COVID-19) Outbreak in China: Summary of a Report of 72314 Cases from the Chinese Center for Disease Control and Prevention	JAMA - Journal of the American Medical Association	30	Article	6.98
16	Chen H	Clinical characteristics and intrauterine vertical transmission potential of COVID-19 infection in nine pregnant women: a retrospective review of medical records	The Lancet	29	Article	10.28
16	Wang M	Remdesivir and chloroquine effectively inhibit the recently emerged novel coronavirus (2019-nCoV) in vitro	Cell Research	29	Letter	8.58
16	Corman V.M	Detection of 2019 novel coronavirus (2019-nCoV) by real-time RT-PCR	Euro surveillance : bulletin European sur les maladies transmissibles = European communicable disease bulletin	29	Article	5.05
17	Chen Y	Emerging coronaviruses: Genome structure, replication, and pathogenesis	Journal of Medical Virology	27	Review	1.94
18	Munster V.J	A novel coronavirus emerging in China - Key questions for impact assessment	New England Journal of Medicine	26	Review	16.10
18	Chan J.F.W	Genomic characterization of the 2019 novel human-pathogenic coronavirus isolated from a patient with atypical pneumonia after visiting Wuhan	Emerging Microbes and Infections	26	Article	4.36
19	Chung M	CT imaging features of 2019 novel coronavirus (2019-NCoV)	Radiology	23	Article	5.83
20	Xu X	Evolution of the novel coronavirus from the ongoing Wuhan outbreak and modeling of its spike protein for risk of human transmission	Science China Life Sciences	21	Letter	2.14

In other words, these 25 documents received the most citations among all documents (1784 times which comprise almost 70% of all citations) and they ranged from 21

to 250 citations. These documents consisted of 18 original articles, 3 letters, 2 reviews, 1 editorial, and 1 note, of which 7 were published in the Lancet, 5 in the New Eng-



ease 2019 (n = 12 repeats), China (n = 12 repeats), MERS (n = 10 repeats), virology (n = 9 repeats), 2019 novel Coronavirus (n = 9 repeats), acute respiratory disease (n = 8 repeats), MERS-CoV (n = 8 repeats), transmission (n = 8 repeats), and diagnosis (n = 8 repeats).

To visualize the connection network between author keywords, we considered only keywords with at least 5 co-occurrences and found out that 38 of 786 keywords were entered into the network and clustered into 6 groups (Fig. 4). The most frequent keywords in each cluster are 2019-nCoV (red), Coronavirus (green), COVID-19 (dark blue)

(blue), epidemiology (yellow), novel Corona virus (purple), and SARS-CoV-2 (light blue), respectively.

The bibliographic coupling of journals in the literature of COVID-19 reveals how many COVID-19 articles of 2 journals had been bibliography coupled. In other words, when 2 articles cite the same document in their bibliographies, they are bibliographically coupled. Figure 5 shows the bibliographic coupling map of journals with at least 5 COVID-19 documents. Out of 308 journals, 41 met this threshold and 32 constructed the largest coupling network (Fig. 5).


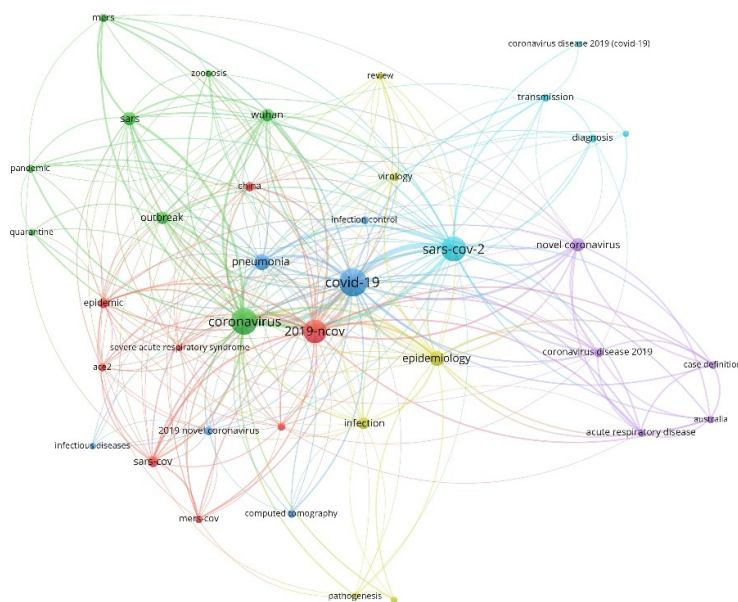


Fig. 4. The connection network between author keywords with at least 5 co-occurrences. Out of 786 keywords, 38 were entered into this network and clustered into 6 groups, which are depicted in different colors. The most frequent keywords in each cluster are 2019-nCoV (red), coronavirus (green), COVID-19 (dark blue), epidemiology (yellow), novel coronavirus (purple), and SARS-CoV-2 (light blue), respectively.

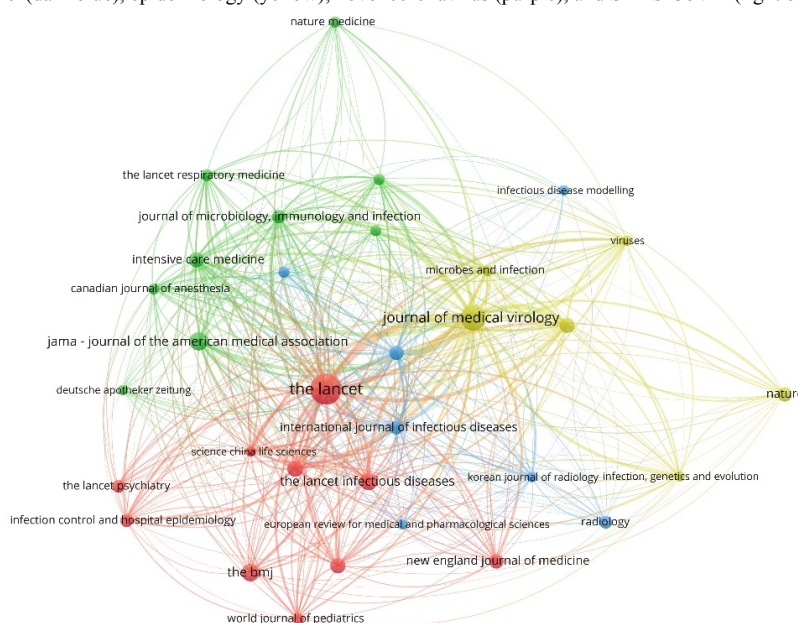


Figure 5. The bibliographic coupling connection network of journals with at least 5 documents related to COVID-19. The bibliographic coupling of journals in the literature of 2019-nCoV reveals how many COVID-19 articles of 2 journals had been bibliography coupled. In other words, when 2 articles cite the same document in their bibliographies, they are bibliographically coupled.

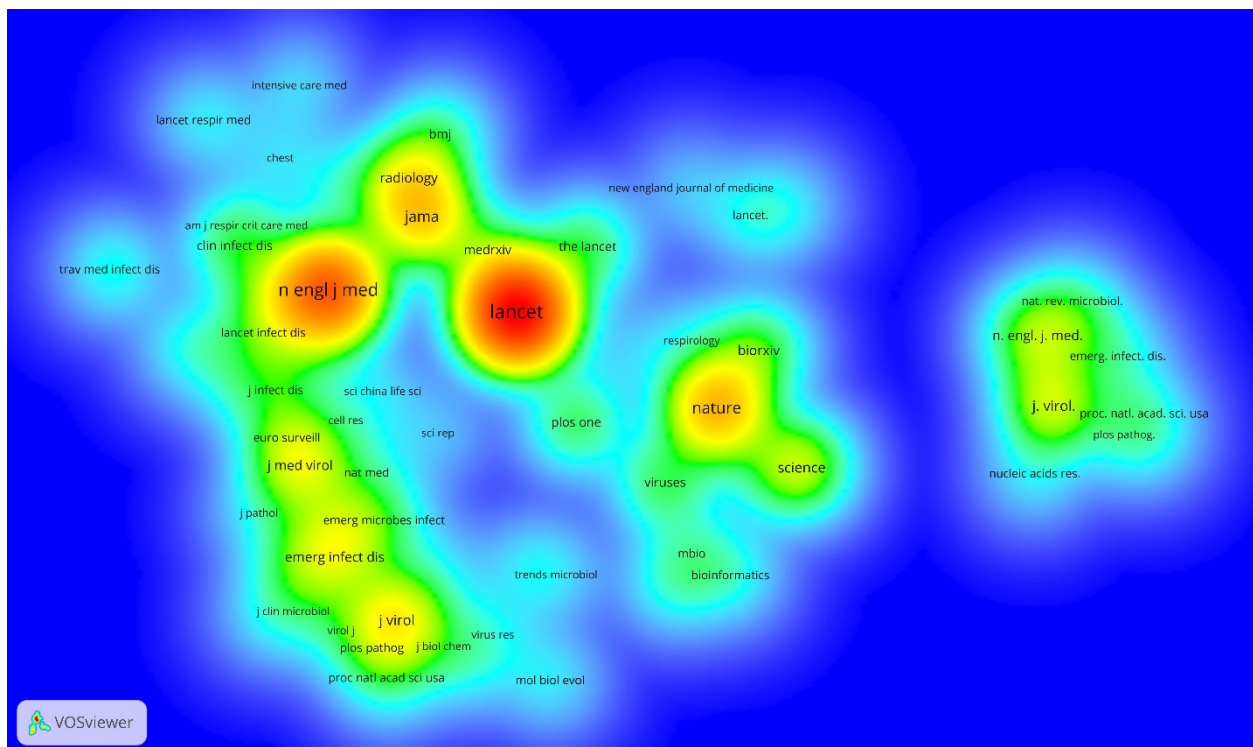


Fig. 6. The cocitation rainbow density of journals with at least 20 citations in the literature about COVID-19. The journal cocitation analysis indicates the number of 2019-nCoV articles that were cocited in 2 given journals.

In addition, the results of journal cocitation analysis indicates the number of articles that cocited the COVID-19 articles of 2 given journals. In this regard, we visualized the cocitation rainbow density of journals with at least 20 citations in the literature of COVID-19 (Fig. 6).

### Discussion

In this study, we aimed to provide the perspective of COVID-19 documents in the world and identify our current position in the publication on this novel Coronavirus. We illustrated the hotspots of research on this topic so far and determined the origin of these documents from which countries, institutions, journals, and authors have arisen. This novel virus from the seventh membrane of the coronavirus family originated from Wuhan, Hubei Province, China, in early December 2019, causing a cluster of pneumonia with an unknown etiology that almost all patients linked to the Huanan seafood wholesale market (9). The WHO named this virus as COVID-19 on February 11, 2020, and declared it as a pandemic on March 11, 2020 (10).

Since the emergence of COVID-19, the number of publications on this novel coronavirus has grown rapidly and different aspects of this infection such as epidemiology, pathogenesis, transmission, prevention, treatment, complications, prognosis, etc, attract much interest. Also, many promising documents have been published to date, most of which having been accepted and released by prestigious journals like the Lancet, BMJ Clinical Research Ed, the Journal of Medical Virology, the Euro Surveillance: European Communicable Disease Bulletin, and JAMA. We also observed that most of the top cited articles have been

published in these journals. In addition, about 84% of the documents in this field were open access, with the purpose of understanding this novel infection sooner and decreasing this serious health threat in humankind.

The country analysis based on the COVID-19 confirmed cases and the COVID-19 documents revealed that 7 out of top 10 countries with the most COVID-19 positive cases also worked the most in producing scientific documents and finding a solution for this pandemic. Spain, Iran, and Turkey which listed in the top countries with the most COVID-19 positive cases should pay more attention to this statistics in their policies.

The analysis of the most frequent keywords applying in the literature of COVID-19 revealed some hotspots of focus during the study period. For example, this novel virus has been used under different names in this area, including COVID-19, Coronavirus, 2019-nCoV, SARS-CoV-2, and 2019 novel Coronavirus. In addition, during this time many studies have been conducted on the pathogenesis, epidemiology, transmission, and diagnosis of this virus; eg, (1) the similarity between this virus and other viruses from the Coronavirus family, such as SARS (severe acute respiratory syndrome) and MERS (Middle East respiratory syndrome); (2) the role of quarantine for the infection control of COVID-19 outbreak; (3) the diagnostic ability of CT scan (computed tomography); (4) ARDS (acute respiratory distress syndrome) complication; and (5) the status of this virus in the world as an epidemic which after a while changed into a pandemic. Interestingly, angiotensin-converting enzyme 2 (ACE2) is the only substrate in this network, suggesting its potential effect on the novel Coronavirus disease. ACE2 plays a critical role



in the renin-angiotensin system (RAS) through which converts the angiotensin (Ang) I into Ang (1-9) and Ang II into Ang (1-7), respectively (11, 12), and accordingly contributes to cardiovascular diseases such as coronary artery disease, hypertension, congestive heart failure, and myocarditis (13). Many studies suggested that this enzyme could be a potential target in Influenza infection (H1N1, H7N9 and H5N1), inducing acute lung injury (14-16) and Coronavirus infection (SARS, HCoV-NL63 and 2019-nCoV) mainly through binding to the viral spike glycoprotein, which was a highly-focused subject in our bibliometric analysis on the most frequent terms in the literature of 2019-nCoV (17-20). Therefore, ACE2 could be targeted to manage COVID-19 disease in future studies.

However, some bibliometric studies on COVID-19 have been conducted so far (21-23) included fewer COVID-19 documents than ours due to earlier data extraction or the use of other databases. Therefore, this study provided the comprehensive perspective of the COVID-19 documents indexed in Scopus to date. Chahrour M et al (21) conducted a bibliometric analysis on 564 documents on COVID-19 that had been published until March 18, 2020. They reported that China and the United States published most of these documents (377 and 39 documents, respectively) and Singapore ranked first based on the number of the documents per million persons ( $n = 1.069$ ).

Hossain MM (22) also conducted a bibliometric analysis on 422 COVID-19 documents indexed in Web of Science (WoS) core collection until April 1, 2020 and reported that China, the United States, the United Kingdom, Italy, and Canada produced the most documents on COVID-19 (185, 68, 36, 23 and 23 articles, respectively). In addition, top journals with the most COVID-19 documents were British Medical Journal ( $n = 47$ ), the Lancet ( $n = 37$ ), Eurosurveillance ( $n = 22$ ), and Journal of Medical Virology ( $n = 22$ ). We found that their findings based on the searching in WOS database are consistent with the results of our analysis on the documents indexed in Scopus.

### Conclusion

Since the emergence of COVID-19, many countries, journals, institutions, and researchers focused on this topic, which led to the rapid growing publications on this area of literature. To date, China, the United States, and the United Kingdom had the most scientific performance as well as international collaborations on COVID-19 research. The most published documents on COVID-19 were open access and were published in prestigious journals with high impact factors, including the Lancet, BMJ Clinical Research Ed, and Journal of Medical Virology. In addition, the present bibliometric analysis on COVID-19 literature shows the focused subjects in various aspects of this infection such as pathogenesis, epidemiology, transmission, diagnosis, treatment, prevention, and its complications.

### Conflict of Interests

The authors declare that they have no competing interests.

### References

- Guan WJ, Ni ZY, Hu Y, Liang WH, Ou CQ, He JX, et al. Clinical characteristics of coronavirus disease 2019 in China. *N Engl J Med*. 2020;382:1708-1720.
- Huang C, Wang Y, Li X, Ren L, Zhao J, Hu Y, et al. Clinical features of patients infected with 2019 novel coronavirus in Wuhan, China. *Lancet*. 2020;395(10223):497-506.
- Zhou P, Yang XL, Wang XG, Hu B, Zhang L, Zhang W, et al. A pneumonia outbreak associated with a new coronavirus of probable bat origin. *Nature*. 2020;579(7798):270-273.
- Wang W, Tang J, Wei F. Updated understanding of the outbreak of 2019 novel coronavirus (2019-nCoV) in Wuhan, China. *J Med Virol*. 2020;92(4):441-7.
- Van Eck N, Waltman L. Software survey: VOSviewer, a computer program for bibliometric mapping. *Scientometrics*. 2009;84(2):523-38.
- Small H. Co-citation in the scientific literature: A new measure of the relationship between two documents. *J Am Soc Inform Sci*. 1973;24(4):265-9.
- Zhu N, Zhang D, Wang W, Li X, Yang B, Song J, et al. A novel coronavirus from patients with pneumonia in China, 2019. *N Engl J Med*. 2020;382(8):727-733.
- Li Q, Guan X, Wu P, Wang X, Zhou L, Tong Y, et al. Early transmission dynamics in Wuhan, China, of novel coronavirus-infected pneumonia. *N Engl J Med*. 2020;382(13):1199-1207.
- Rothan HA, Byrareddy SN. The epidemiology and pathogenesis of coronavirus disease (COVID-19) outbreak. *J Autoimmun*. 2020;109:102433.
- Cucinotta D, Vanelli M. WHO Declares COVID-19 a Pandemic. *Acta Biomed*. 2020;91(1):157-160.
- Donoghue M, Hsieh F, Baronas E, Godbout K, Gosselin M, Stagliano N, et al. A novel angiotensin-converting enzyme-related carboxypeptidase (ACE2) converts angiotensin I to angiotensin 1-9. *Circ Res*. 2000;87(5):E1-9.
- Tipnis SR, Hooper NM, Hyde R, Karran E, Christie G, Turner AJ. A human homolog of angiotensin-converting enzyme cloning and functional expression as a captopril-insensitive carboxypeptidase. *J Biol Chem*. 2000;275(43):33238-43.
- Wu CH, Mohammadmoradi S, Chen JZ, Sawada H, Daugherty A, Lu HS. Renin-angiotensin system and cardiovascular functions. *Arterioscler Thromb Vasc Biol*. 2018;38(7):e108-e116.
- Yang P, Gu H, Zhao Z, Wang W, Cao B, Lai C, et al. Angiotensin-converting enzyme 2 (ACE2) mediates influenza H7N9 virus-induced acute lung injury. *Sci Rep*. 2014;4:7027.
- Zou Z, Yan Y, Shu Y, Gao R, Sun Y, Li X, et al. Angiotensin-converting enzyme 2 protects from lethal avian influenza A H5N1 infections. *Nat Commun*. 2014;5:3594.
- Liu X, Yang N, Tang J, Liu S, Luo D, Duan Q, et al. Downregulation of angiotensin-converting enzyme 2 by the neuraminidase protein of influenza A (H1N1) virus. *Virus Res*. 2014;185:64-71.
- Li W, Moore MJ, Vasilieva N, Sui J, Wong SK, Berne MA, et al. Angiotensin-converting enzyme 2 is a functional receptor for the SARS coronavirus. *Nature*. 2003;426(6965):450-4.
- Letko MC, Munster V. Functional assessment of cell entry and receptor usage for SARS-CoV-2 and other lineage B betacoronaviruses. *Nat Microbiol*. 2020;5(4):562-569.
- Kuba K, Imai Y, Rao S, Gao H, Guo F, Guan B, et al. A crucial role of angiotensin converting enzyme 2 (ACE2) in SARS coronavirus-induced lung injury. *Nat Med*. 2005;11(8):875-9.
- Wang C, Horby PW, Hayden FG, Gao GF. A novel coronavirus outbreak of global health concern. *Lancet*. 2020;395(10223):470-3.
- Chahrour M, Assi S, Bejjani M, Nasrallah AA, Salhab H, Fares M, et al. A bibliometric analysis of Covid-19 research activity: A call for increased output. *Cureus*. 2020;12(3):E7357.
- Hossain MM. Current status of global research on novel coronavirus disease (Covid-19): A bibliometric analysis and knowledge mapping. Available at SSRN 3547824. 2020.
- Lou J, Tian SJ, Niu SM, Kang XQ, Lian HX, Zhang LX, et al. Coronavirus disease 2019: a bibliometric analysis and review. *Eur Rev Med Pharmacol Sci*. 2020;24(6):3411-21.